



# "IN FOCUS"

Newsletter of the  
Morgan Hill Photography Club



<http://www.morganhillphotographyclub.org/>

**October  
2012**



Editor

Susan Brazelton  
[brzltm@garlic.com](mailto:brzltm@garlic.com)

**Print Critique  
Summary**

Page 2

**Member News**

Page 3

**Focus Groups**

Page 4

**Shoot-Outs**

Page 5

**Gallery Show  
Artists' Reception  
Photos**

Page 6

**November  
Swap Meet**

Page 7

## New Member Orientation

Twice a year (April & October), board members meet with new members to describe what the club has to offer, answer any questions, and help them make full use of the club's electronic resources, such as Flickr, Facebook, the Yahoo Forum, and the club website.



## Print Share

All meeting photos were taken by **Dennis McWilliams**

What's as much fun as taking a photograph? Sharing it, of course. That's why our thirty minutes of round-robin print sharing is so popular.



## Print Critique



We were very pleased that **Virginia Scott** agreed to attend the October meeting as our guest commentator. Virginia, a former president of the Los Gatos-Saratoga Camera Club, was a Central Coast judge for five years, and is a member of the National Association of Photoshop Professionals and the Photographic Society of America. She has participated in over fifty competitions and group exhibits and received "Best of Show" awards in 2007 & 2008 in the Santa Cruz County Fair.

Virginia's comments on the thirty-six prints submitted by members is summarized below by **Molly Gaylord**.



Virginia quoted **Freeman Patterson**, "Don't stress that you have to go far away to take great photos, great photos are where you are". She says she looks at three things when she evaluates a photograph, and added that in the visual design of creating a photograph, it helps if the maker strips the picture down to forms and shapes.

First, she sees what "grabs" her; what the **immediate impact** is for her, such as "playful, dramatic, moody, vibrant, or peaceful".

Secondly, she looks at the **technical aspects** of a photo such as sharpness, or use of a silhouette of people to give a sense of proportion as a secondary element. She said that if there are two primary elements in a photo, they need to be somehow coupled, or use one as the primary and the other object as the secondary element. Our eyes go to lighter objects first so try to **darken or take away light areas around the border** that would pull the viewer's attention away from the subject. When photographing living things, the eyes are so important it is best to keep the background very simple. **Eliminating a busy, distracting background** can bring focus to the subject. Getting the correct exposure is essential. Black and white photos should have the full tonal range. If there is not much happening in the top (such as non-cloudy sky) or bottom of the frame, crop the photo and get rid of it.

Thirdly, she looks at the compositional aspects of the photo. She said there is power when there is a **curved line** in a photo with **repetition of elements** such as straight lines.

The use of **perspective** conveys strength by distorting an element relative to other elements in the image.

Our eyes like repetition and repeating objects such as vertical lines or circles adds visual strength. **Light is the main building block of photography**. The golden hour at sunrise and sunset create beautiful light. Sidelight creates drama and gives depth to a photo. Backlight gives a light edge around the subject and increases visual strength.

There is strength when a **color** repeats through a photo. There is also strength when color is used as an element of surprise that is different in quality, such as a red object in an otherwise black, white and grey photo.

**Street photography** is very tricky and challenging. Be aware of the subject merging with the background and change the angle of view by getting low and shooting high.

Try framing the image or flipping a photo to put the strongest element in the right corner because we read left to right.

We have a tendency to shoot an iconic subject as the primary subject in a photo but it can be more creative if the iconic subject (such as the Eiffel Tower) is placed as the secondary element.



## Member News & News for Members

### Welcome to New Members

•Arne Kalma •Lisa Ponce •Angela Pechin •Jeffery Anderson  
2012 Membership Total - 160 (so far)

### Executive Board

**Susan Brazelton**  
President  
Newsletter Editor

**Noella Vigeant**  
1<sup>ST</sup> Vice President  
Program Director

**Molly Gaylord**  
2<sup>ND</sup> Vice President

**Dan Gregg**  
Treasurer

**Noel Calvi**  
Membership Chair  
Marketing Director

**George Ziegler**  
Web Master  
PSA Liaison

**Michael Sue  
BrownKorbel**  
Photo Diva

**Rodney Myatt  
Nichole Larsen**  
Members-at-large

### October Featured Photographer: Barbi Kutilek

Hopefully you had an opportunity to talk with Barbi at the meeting and see her wonderful photos from the Russia River Cruise she & Dave took in August. If not, check out her website: <http://www.imagesbybk.com/>



- Photos by Dennis McWilliams -

**Kay Bravo** has eight photos on display at the Gilroy Art Center (7th & Monterey) through October.

### 2013 Gallery Show Themes

Winter - "Water"

Summer - "Cityscape & Architecture"

Fall - "People"

### New-Member Dues

Any one who joins in October or November may pay \$25 which will cover the end of 2102 and all of 2013.  
Such a deal!

Would you like to be a part of the club's leadership team & help plan the 2013 activities? Of course you would. Join the board as the 2013 Member-at-Large. Meetings are the 2<sup>nd</sup> Wednesday of the month. Guaranteed fun. If interested, please contact Susan: [brzlt@garlic.com](mailto:brzlt@garlic.com)

### Like us on Facebook

Share a post from the club's page & get a free logo patch



<https://www.facebook.com/MorganHillPhotographyClub>

## Focus Groups Review

Focus Groups have become an integral feature of the club. They allow members to delve more deeply into a specific aspect of photography and to work in a small group with other members who have the same interest. Once established, Focus Groups are self directing, with the members deciding where and when to meet and how they want to pursue their interest. Each group has a facilitator who is the contact person for the group and who coordinates the meetings and activities. If you are interested in joining a Focus Group (must be a member of the club), please contact the facilitator.



©Linda Tyson

### **Macro Photography - Susan Brazelton:** [brzlttn@garlic.com](mailto:brzlttn@garlic.com)

Forget the big landscape photos. Become a macro-ite and peer into the intimate landscape of a flower or catch a bee in the act of pollinating. You'll see a different world through a macro lens. No regular meetings, but monthly projects and occasional shoot-outs. Flickr site: <http://www.flickr.com/groups/mhpc-macrofocusgroup/>

### **Point and Shoot Cameras - Dan Gregg:** [dwgdvm@aol.com](mailto:dwgdvm@aol.com)

Want to learn more about your P&S camera? Even if you mostly shoot with a "big camera," you probably own at least one small P&S. Learn how to use it to its fullest with this group which meets the second Thursday of the month to review and critique monthly project photos and compare camera features.

Flickr site: <http://www.flickr.com/groups/1605480@N21/>

**Next Meeting: Thursday, 15 November 2012, 7:00PM**



©Kathi Bailey

### **Lightroom - George Ziegler:** [George@gwzphotography.com](mailto:George@gwzphotography.com)

Learn how to use one of the most popular (and powerful) photo processing programs available. Members often watch short instructional videos and always share tips and shortcuts. All levels of users are welcome.

**Next Meeting: Thursday, 18 October 7PM**

### **iPhoneography - Michael Sue BrownKorbel:** [mbrownkorbel@yahoo.com](mailto:mbrownkorbel@yahoo.com)

**Barbi Kutilek:** [kutilek@ix.netcom.com](mailto:kutilek@ix.netcom.com)



©MBrownKorbel

Make the most of your smartphone camera. Learn about apps and accessories, and how to turn your iPhotos into works of art. Several members of the group have taken iPhone workshops and share what they learned. Group meets the second Wednesday of the month in the CRC Senior Center Lobby. (No meeting in October)

**Next meeting: Wednesday, 14 November 5:30 - 6:45**

View iPhotos on Flickr: <http://www.flickr.com/groups/1945737@N22/>

### **Night Photography - Susan Brazelton:** [brzlttn@garlic.com](mailto:brzlttn@garlic.com)

It's fun to stay out after dark. A third trip up to Fremont Peak is scheduled for this Saturday, 20 October to photograph the sunset, the Milky Way, & the Orionid meteor shower.

RSVP George Ziegler: [George@gwzphotography.com](mailto:George@gwzphotography.com)

<http://www.flickr.com/groups/mhpc-night-focusgroup/>

### **Photographing People - Noella Vigeant:** [nvigeant@gmail.com](mailto:nvigeant@gmail.com)

This very active group meets irregularly to practice dealing with difficult lighting situations, posing groups, and taking candid shots.

To join contact Noella or **Larry Campbell** ([Larrycam@pacbell.net](mailto:Larrycam@pacbell.net))

If you have a suggestion for a new Focus Group, please contact this editor: [brzlttn@garlic.com](mailto:brzlttn@garlic.com)

## Shoot-outs

Shoot-outs are a great opportunity to practice photography in an informal, social setting with like-minded people. Leaders often scout locations ahead of time to determine the best sites and the time of optimal light.

### Night Photography at Fremont Peak

Saturday, 20 October 5:30 to Midnight

This is the last 2012 night the observatory will stay open for astronomers and photographers. After photographing the sunset, practice photographing pinpoint stars, star trails, the Milky Way & shooting stars from the Orionid meteor shower. A wide angle lens is recommended and a tripod is essential.

RSVP **George Ziegler** if you'd like to participate or join a carpool: [George@gwzphotography.com](mailto:George@gwzphotography.com)

### Safe Halloween Trick or Treat


Wednesday, 31 October 5:00 - 7:00PM

Downtown Morgan Hill: Monterey Road between Main & Dunne

Practice your people photography and after-dark special effects with ghosts, goblins, angels & ballerinas. Meet in front of the Granada Theater at 5:30.

View photos from all club shoot-outs at:

<http://www.flickr.com/groups/mhphotoclubshoot-outs/>



You have only a few days left to see the photographs in the


# "Sports"

Gallery Show at the CRC.

The show closes on Thursday, 25 October



### Hanging the Photographs (photos by Dennis McWilliams)



### The Artists' Reception





## Flickr Theme Projects

The club now has over 3,880 photographs posted to the Flickr Theme Project site. The themes are meant to inspire a broadening of techniques, subject matter, and skills.

Although it is not mandatory, members are encouraged to **take and post new photos as often as possible.**

## Remaining 2012 Themes

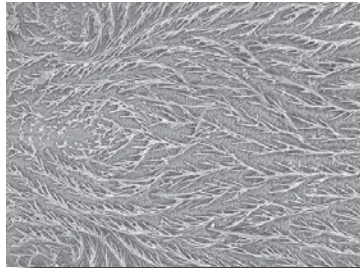
**October - Texture**

**November - Trees**

**December - Music**



©MBrownKorbel



©Archie Kregear



©Linda Tyson



©Marty Cheek



©Rodney Myatt



©Kyrod Myatt

## 2013 Flick Themes

Members who attended the October meeting voted the first ballot, and those who attend the November meeting will vote the final ballot and select the themes for 2013.

***“Decisions are made by those who show up.”*** Jed Bartlett (“West Wing”)

View all theme photos at: <http://www.flickr.com/groups/mhphotoclub/>



We encourage every member to join the club’s Yahoo Forum. Just go to the site and click on “Join” You will need a Yahoo ID, and the site will take you through the steps to get one. It’s all free. Postings may include spontaneous shoot-outs, last minute changes to the calendar, upcoming events, valuable resources, and possible solutions to your photographic dilemmas. Only club members may join the site and see the messages and files.

<http://tech.groups.yahoo.com/group/MHphotoclub/>

***“Taking pictures is savoring life intensely, every hundredth of a second.”***

□ **Marc Riboud**

## Next Meeting

Wednesday, 7 November

7:00PM

Centennial Recreation Center (CRC)

(Multi-purpose Room)

### “Environmental Photography”

**Speaker: Ralph Schardt**

who worked on a 2 year project for the National Park Service  
as the sole photographer  
documenting the reintroduction of the California condor  
at Pinnacles National Monument.

### November Pre-Meeting Swap Meet

6:00 - 6:45

Gather up all your old equipment and  
sell it (or give it away) at the

#### Photographic Swap Meet

Someone wants what you no longer need:  
Cameras, Memory Cards, Bags, Filters, Lens, Printers, Ink  
Software, Books, Magazines...

Clear the Clutter and Make Money  
or Buy Something for Yourself  
(or for a Christmas Gift)

*“The quickest way to make money at photography*

### December Meeting (12/5/12)

The last meeting of the year is

## ONE-BIG-PARTY

•Awards •Food •Music  
•Door Prizes



## End of 2012 Calendar

### October

#### **"Sports" Gallery Show**

Ends 25 October  
CRC

#### **Lightroom Focus Group**

Thursday, 18 October 7:00PM

#### **Fremont Peak Night Shoot-out**

Saturday, 20 October 7:00PM

#### **Safe Halloween Shoot-out**

Wednesday, 31 October 5:30 - 7PM  
Downtown Morgan Hill

### November

#### **General Meeting**

Wednesday, 7 November 7:00PM  
"Environmental Photography"

#### **Pre-Meeting Swap Meet** 6:00PM

#### **iPhoneography Focus Group**

Wednesday, 14 November 5:30PM  
CRC Senior Center Lobby

#### **Executive Board Meeting**

Wednesday, 14 November 7:00PM  
Senior Center Lobby

#### **Point & Shoot Focus Group**

Thursday, 15 November

### December

#### **MHPC December Social**

Wednesday, 5 December 7:00PM  
CRC Multi-purpose Room

#### **Executive Board Meeting**


Wednesday, 12 December 7:00PM  
CRC Senior Center Lobby

#### **iPhoneography Focus Group**

Wednesday, 12 December 5:30PM  
CRC Senior Center Lobby

#### **Point & Shoot Focus Group**

Thursday, 13 December 7:00PM



A complete calendar of club meetings and activities is on the website:  
<http://www.morganhillphotographyclub.org/calendar.html>

***"The camera is an instrument that teaches people how to see without a camera."***  
 ***Dorothea Lange***